

PatientCare 360 Portal

Quick Reference Guide: Timeline view

Viewing Patient Trends

The Timeline View provides a quick glance at the patient over that given time and includes admission types, lab tests, and trends. This guide will help explain the Timeline View section.

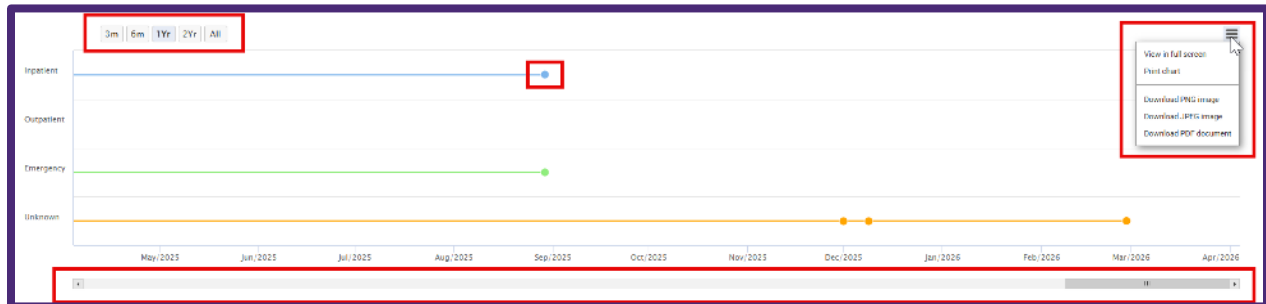
Encounter Timeline

The Encounter Timeline appears in the top section under the Timeline View tab. This enables you to view the patient's encounter types (Inpatient, Outpatient, Emergency, Unknown) over a specific time span.

IMPORTANT NOTE: Encounters flagged as Unknown were submitted without an encounter type in the initial upload.

Available Actions

- Choose the time span (3 months, 6 months, 1 year, 2 years, or All)
- Scroll across the timeline using the scroll bar at the bottom of the timeline
- Hover over a point to view specific information about the visit
- Click a point to view the Face Sheet Patient Details page for the encounter
- Click on the 'Chart context menu' to view the timeline in full screen, print, or download



Lab Trends

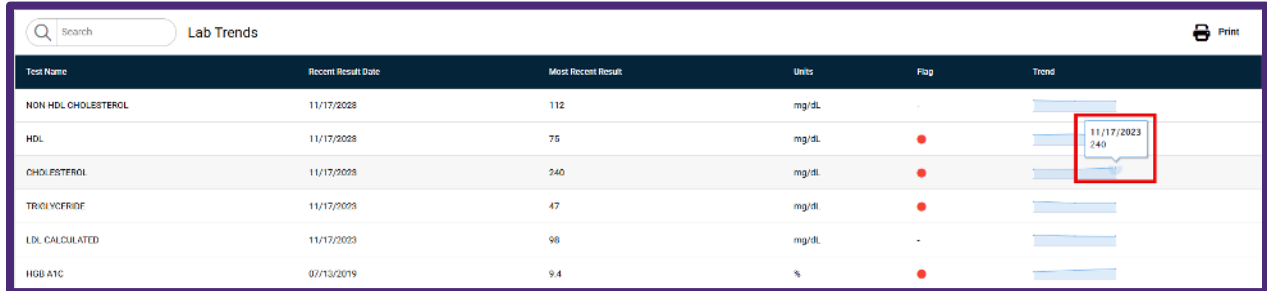
The list of lab tests that have been completed for the patient can be viewed under Lab Trends. The lab tests are displayed in chronological order with the most recent lab at the top by default. Clicking on any column will allow you to sort.

- | | |
|----------------------|---------|
| ▪ Test Name | ▪ Units |
| ▪ Recent Result Date | ▪ Flag |
| ▪ Most Recent Result | ▪ Trend |

The Trend column displays the individual test results trend over time. Hover over the bar to see the date and results in that trend.


PatientCare 360 Portal

Quick Reference Guide: Patient Information



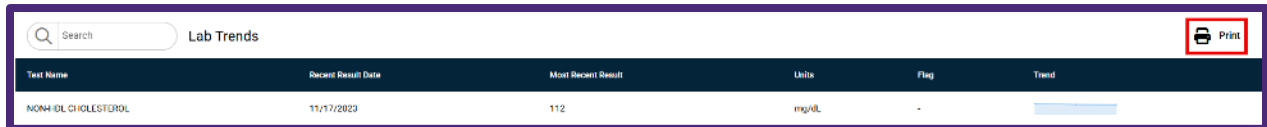
Test Name	Recent Result Date	Most Recent Result	Units	Flag	Trend
NON HDL CHOLESTEROL	11/17/2023	112	mg/dL	-	
HDL	11/17/2023	75	mg/dL	●	
CHOLESTEROL	11/17/2023	240	mg/dL	●	
TRIGLYCERIDE	11/17/2023	47	mg/dL	●	
LDL CALCULATED	11/17/2023	98	mg/dL	-	
HGB A1C	07/13/2019	9.4	%	●	

- At the bottom of the Lab Trends section, you can adjust the number of records per page. The default is set to ten records per page. Use the arrows on the bottom right to view additional test results.



ALT (SGPT)	07/19/2019	10	U/L	●	
ALBUMIN	07/19/2019	4.6	g/dL	●	

- The Print option enables you to print or save the Lab Trend list summary in PDF format without the need to download first.
 - Select the Destination or Printer and Save / Print document.



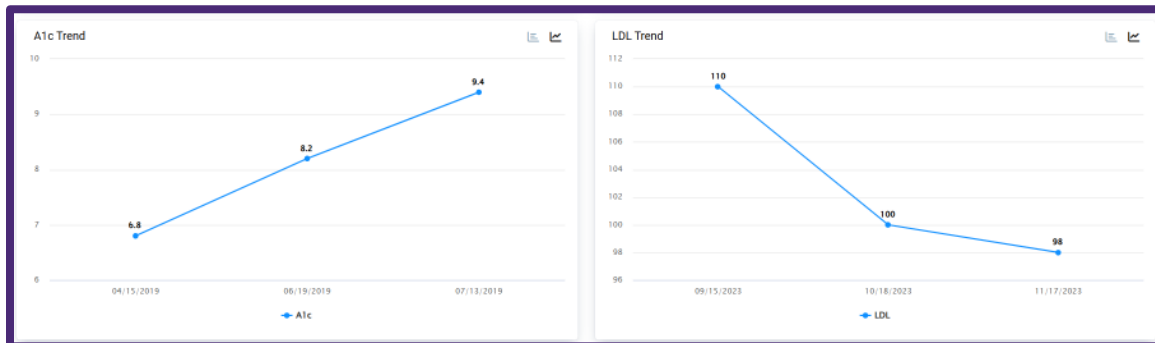
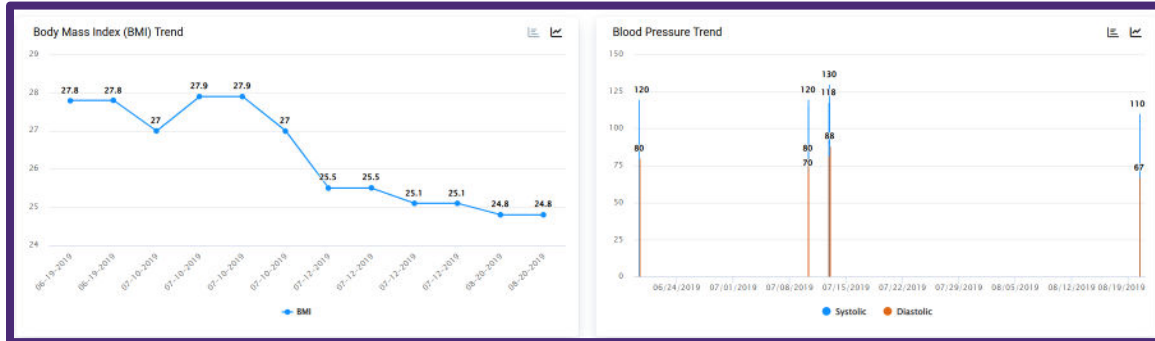
Test Name	Recent Result Date	Most Recent Result	Units	Flag	Trend
NON HDL CHOLESTEROL	11/17/2023	112	mg/dL	-	

Body Mass Index Trend, Blood Pressure Trend, A1c Trend, LDL Trend

Each of these show trends for the patient over time. Hover over a point to view the data for that trend. Click the chart icons in the upper right corner to switch between a bar graph and line chart. The line chart displays by default.

PatientCare 360 Portal

Quick Reference Guide: Patient Information



Additional information can be found in the [PatientCare 360 Quick Start](#).