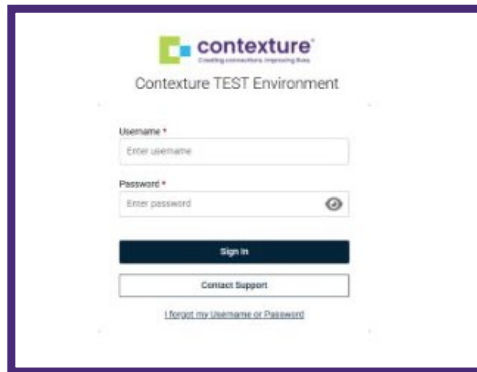


Multi-Factor Authentication (MFA) Set Up for PatientCare 360®

Contexture adds a layer of security to user access called Multi-Factor Authentication, which ensures only authorized users are accessing sensitive data.

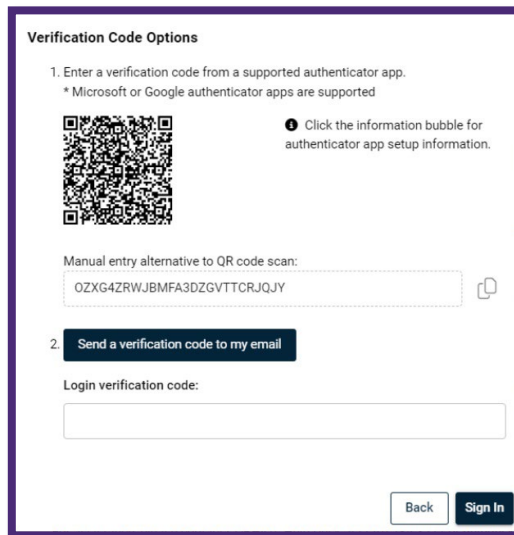
1. Access the PatientCare 360® Portal

- Go to the PatientCare 360® home page.
- Use your username and password to log in.



2. Configure MFA

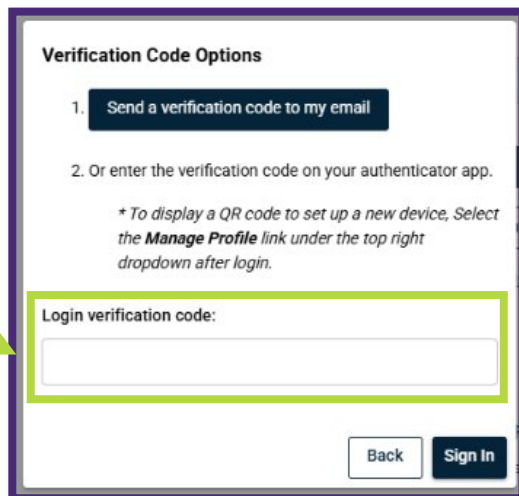
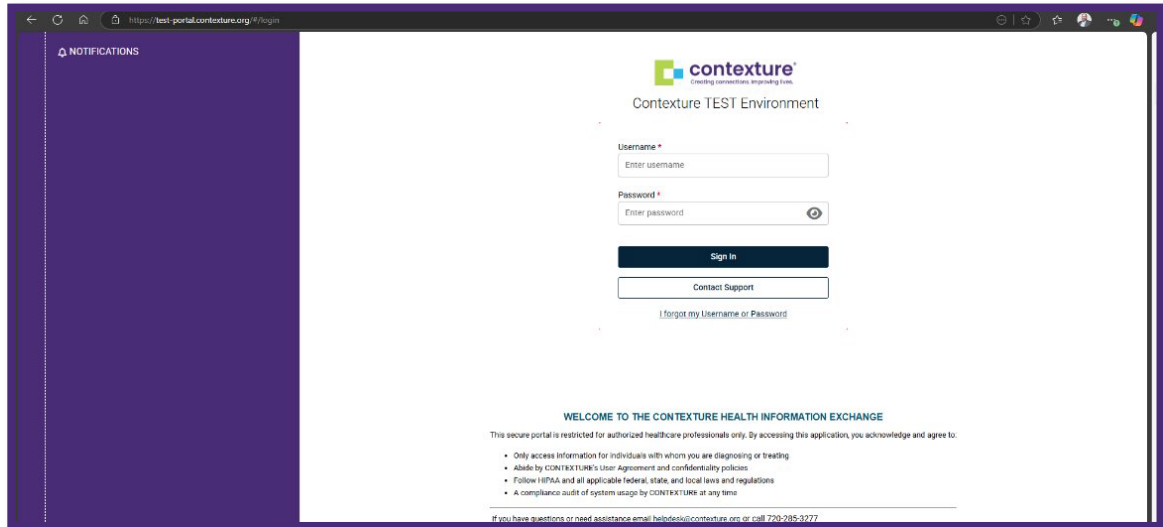
- After logging in, you will receive a Verification Code Option pop-up.



- Scan the QR code with an approved Authenticator app OR
- Receive an authentication code by email.
- Enter the verification code.

3. Ongoing Access

- Each time you log in, enter your username and password.
- Open your authenticator app or have the authentication code sent to your email.
- Enter the current 6-digit code shown in the app or in the email.



For Assistance, you can

- submit a ticket at Contexture.org/customer-support
- call Contexture's Help Desk at 844-279-7120
- email HelpDesk@Contexture.org.