



contexture®

Creating connections. Improving lives.


HIE 3.0 Multi-Factor Authentication

Quick Reference Guide

Contexture, Arizona's health information exchange (HIE), allows qualified users to access patient health information through HIE 3.0, our secure web portal. We add a layer of security on HIE 3.0 called Multi-Factor Authentication (MFA), which ensures that only authorized users are accessing patient health information. MFA is a security best practice for all organizations with access to protected health information (PHI) and is a requirement for Contexture products as a result of our HITRUST Certification.

Logging in for the First Time

1. Download the Google Authenticator (no-cost) app or Easy Authenticator on your smart phone. In your phone's app store, search for Google Authenticator or Easy Authenticator and install it on your phone. **You might need to consult your IT department before the following step:**



Google Authenticator


2. Once you receive an email from the Contexture Client Support team with your log-in information, go to HIE 3.0 portal home page at contexture.org/HIE30.

A screenshot of the Contexture login page. At the top is the Contexture logo with the tagline 'Creating connections. Improving lives.' Below this is a warning message: 'Warning: All actions in this system are monitored. By using HIE 3.0, you are consenting to this audit process in accordance with Health Current policy and applicable law.' The login form includes fields for 'Username' and 'Password', a link for 'Forgot your password?', and a blue 'Sign in' button at the bottom.

3. Enter your username and password in the login page, once you're logged in with your username and password, you will see:



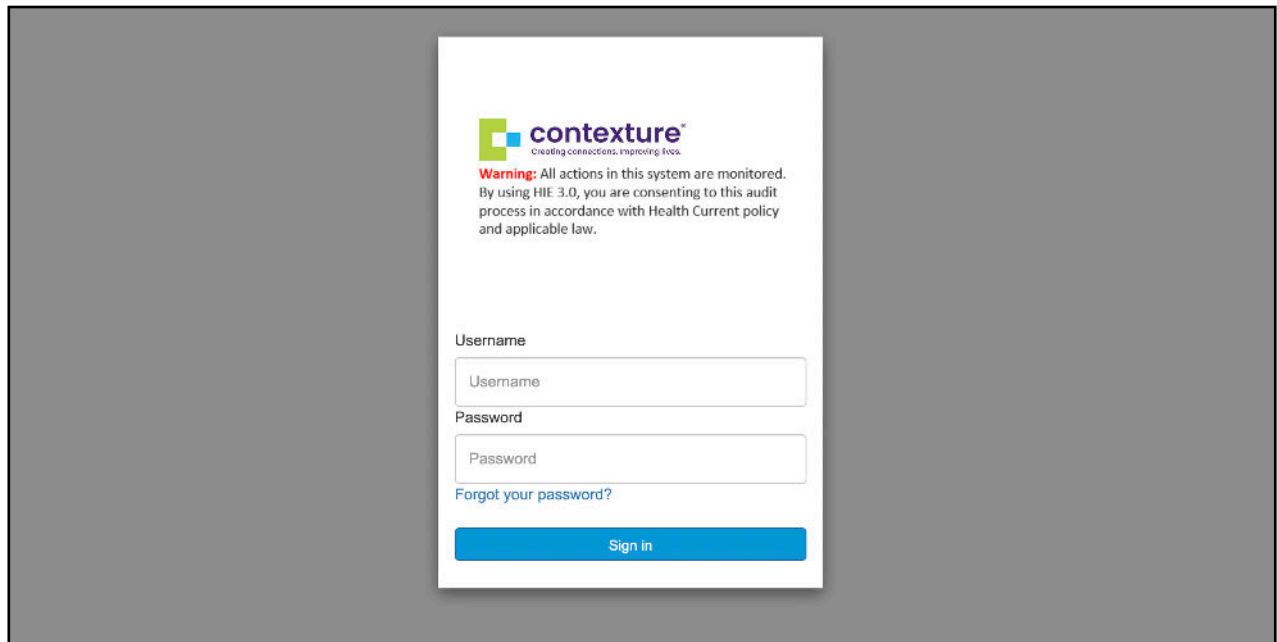
4. Use the Authenticator app on your phone to get your verification codes.
- A. After you have entered the first authentication code, you will need to wait until your authentication app generates the second authentication code in about 30 seconds.
 - B. Once you input the second authentication code in the second line you can enable your account.



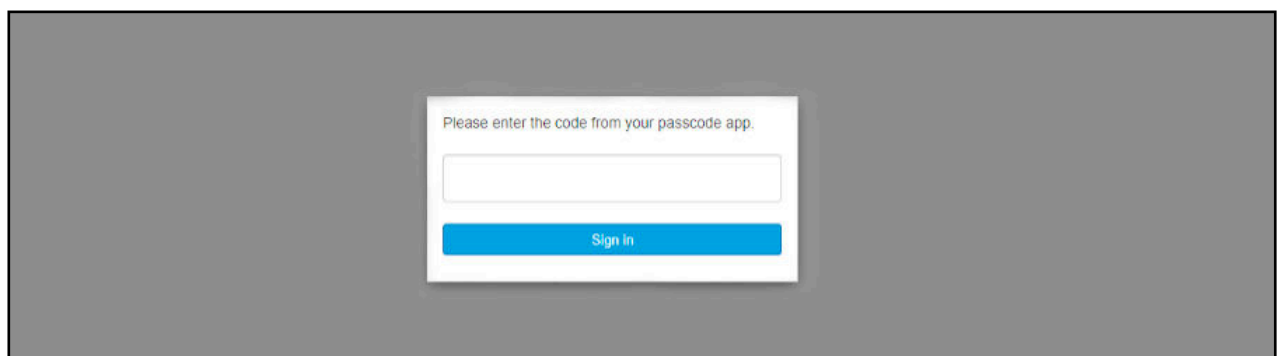
Ongoing Access

Once you have Multi-Factor Authentication set up via the app, each time you log in to the HIE 3.0 portal, enter the verification code as displayed in the app.

1. Log into HIE 3.0 portal and landing page.

A screenshot of the Contexture login page. At the top is the Contexture logo with the tagline "Creating connections. Improving lives." Below the logo is a warning message: "Warning: All actions in this system are monitored. By using HIE 3.0, you are consenting to this audit process in accordance with Health Current policy and applicable law." Underneath the warning are two input fields: "Username" and "Password". Below the password field is a link that says "Forgot your password?". At the bottom of the form is a blue button labeled "Sign in".

2. After entering your credentials open your authenticator app and input the code that is provided.

A screenshot of the HIE 3.0 portal verification code input screen. The screen has a gray background. In the center is a white box containing the text "Please enter the code from your passcode app." above a single-line text input field. Below the input field is a blue button labeled "Sign in".



**For assistance, please contact HIE Support
at (844) 279-7120 or helpdesk@contexture.org.**



About Us

Contexture is a regional nonprofit organization that provides strategic, technical and administrative support to communities committed to advancing health through information sharing. Contexture — the largest health information organization in the western region — was established in 2021 with the mission of advancing individual and community health and wellness through the delivery of actionable information and analysis.

Learn more at contexture.org.





contexture.org | 844.279.7120

CTXR-04.2024